

Cargo

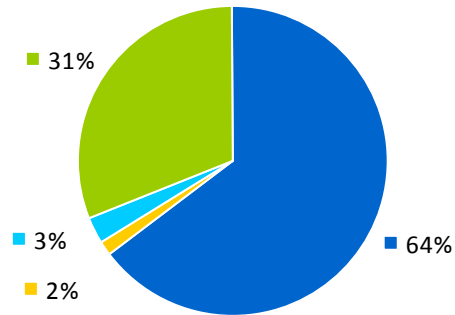
Cargo Volume (Metric Tonnes)

*Figures include HPA & non-HPA facilities.

Total: 10,281,811 MT

By Type:

■ Bulk Cargo	6,629,308 MT
■ Break Bulk Cargo	171,323 MT
■ Roll-on / Roll-off Cargo	283,404 MT
■ Containerized Cargo	3,197,776 MT



Containerized Cargo (TEUs)

*Figures include HPA facilities only.

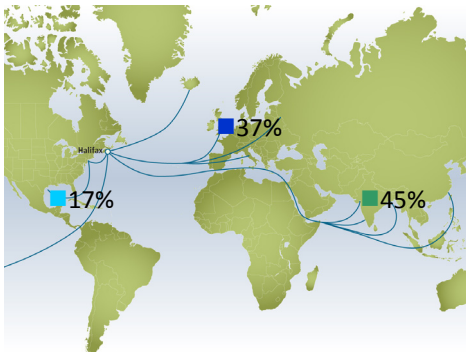
Import:	188,790 TEUs
Export:	198,557 TEUs
Total:	387,347 TEUs

Containerized Cargo (Metric Tonnes)

*Figures include HPA facilities only.

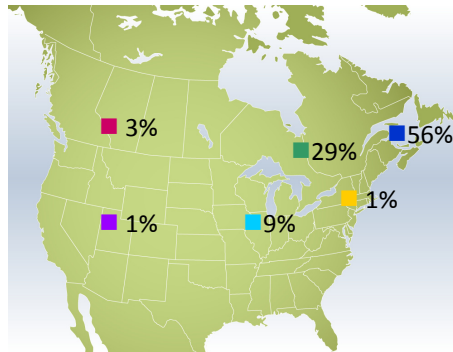
Import:	1,285,438 MT
Export:	1,912,338 MT
Total:	3,197,776 MT

World Origin & Destination (Containerized Cargo)



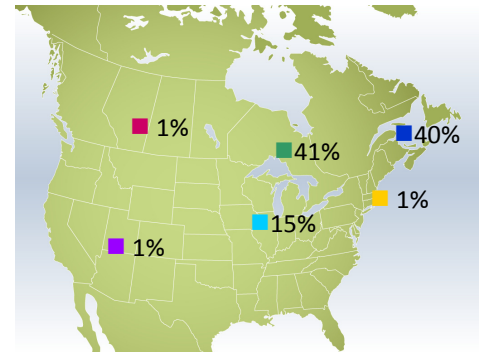
■ Europe	37%
■ Asia	45%
■ The Americas	17%
■ Other	1%

North American Origin (Containerized Cargo)



■ Atlantic Canada	56%
■ Central Canada	29%
■ Western Canada	3%
■ Midwest USA	9%
■ Northeast USA	1%
■ Other USA	1%
■ Undefined	1%

North American Destination (Containerized Cargo)



■ Atlantic Canada	40%
■ Central Canada	41%
■ Western Canada	1%
■ Midwest USA	15%
■ Northeast USA	1%
■ Other USA	1%
■ Undefined	1%

Top 5 Containerized Imports:

1. Manufactured Goods
2. Automobile Parts
3. Clothing and Textile
4. Furniture
5. Ceramic Building Products

Top 5 Containerized Exports:

1. Newsprint and Paper
2. Manufactured Goods
3. Vegetables
4. Seafood
5. Woodpulp

Cruise

Cruise Ships: 125

Cruise Passengers: 228,133