

Cargo

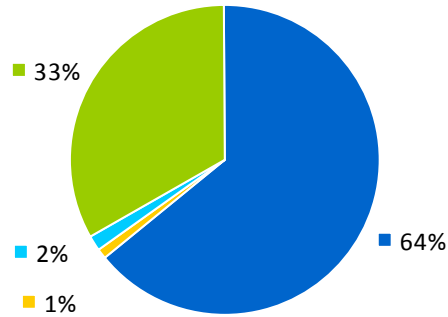
Cargo Volume (Metric Tonnes)

*Figures include HPA & non-HPA facilities.

Total: 13,679,787 MT

By Type:

■ Bulk Cargo	8,755,331 MT
■ Break Bulk Cargo	136,404 MT
■ Roll-on / Roll-off Cargo	216,032 MT
■ Containerized Cargo	4,572,020 MT



Containerized Cargo (TEUs)

*Figures include HPA facilities only.

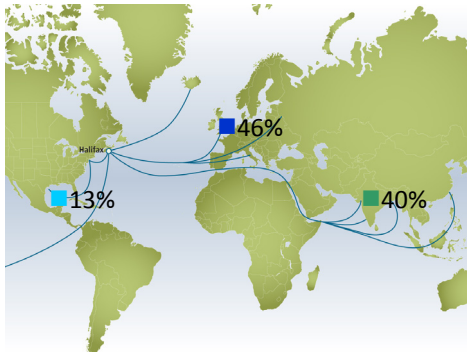
Import:	260,398 TEUs
Export:	270,324 TEUs
Total:	530,722 TEUs

Containerized Cargo (Metric Tonnes)

*Figures include HPA facilities only.

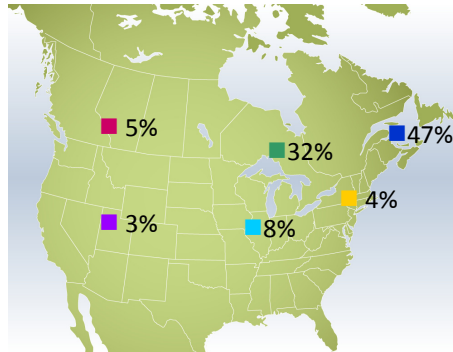
Import:	2,033,949 MT
Export:	2,538,071 MT
Total:	4,572,020 MT

World Origin & Destination (Containerized Cargo)



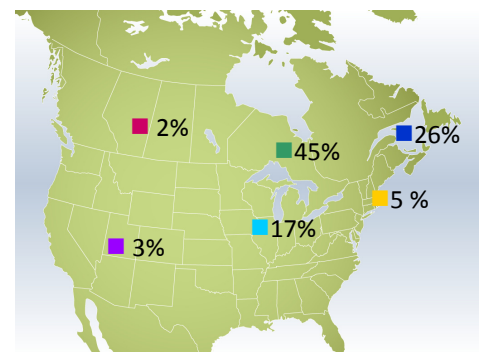
■ Europe	46 %
■ Asia	40 %
■ The Americas	13 %
Other	1%

North American Origin (Containerized Cargo)



■ Atlantic Canada	47%
■ Central Canada	32%
■ Western Canada	5%
■ Midwest USA	8%
■ Northeast USA	4%
■ Other USA	3%
Undefined	1%

North American Destination (Containerized Cargo)



■ Atlantic Canada	26%
■ Central Canada	45%
■ Western Canada	2%
■ Midwest USA	17%
■ Northeast USA	5%
■ Other USA	3%
Undefined	2%

Top 5 Containerized Imports:

1. Manufactured Goods
2. Mechanical Appliances and Parts
3. Electrical Machinery
4. Ceramic Building Products
5. Clothing and Textile

Top 5 Containerized Exports:

1. Newsprint and Paper
2. Manufactured Goods
3. Woodpulp
4. Vegetables
5. Seafood

Cruise

Cruise Ships: 89

Cruise Passengers: 169,824